







BYOx Pre On-Boarding

iPads

1. Ensure you have the mandated apps

All Year 7 to 9 student require the following apps to be able to on-board (npt the entire iPad App list. See [BYOx Device Guide](#) for full list)

Failure to have these apps will prevent them being able to use their device at school. These apps are the minimum requirement for on-boarding.

	 OR		
Company Portal	Noteability or Goodnotes	Showbie	Compass Education
NOTE: Students will require AT LEAST ONE of the paid note taking apps.			

2. Reset your network settings

You are required to reset Wi-Fi networks and passwords and mobile data settings before on-boarding. NOTE: You will need to enter your device pin and/or Family Sharing password that this time.

If you're using iOS or iPadOS 15 or later, tap Settings > General > Transfer or Reset [Device] > Reset > Reset Network Settings.

If you're using iOS or iPadOS 14 or earlier, tap Settings > General > Reset > Reset Network Settings.

BE CAREFUL! Do not 'Reset Device' or 'Reset Settings' as this will wipe your iPad.

