

READY SET 2026



MANGO HILL
STATE SECONDARY COLLEGE



A GUIDE TO
PREPARING FOR
THE 2026
SCHOOL YEAR

REAL learning for tomorrow

CONTENTS

College Contacts	4
2026 Queensland Term Dates	5
2026 Calendar	6
READY SET 2026 Checklist	7
College Timetable	9
STUDENT TIMETABLES 2026.....	9
TRANSLINK SERVICES	9
Office Hours.....	10
FIRST DAY PROCEDURES AND START DATE.....	10
ATTENDANCE IN JANUARY AND FEBRUARY.....	10
Dress Code.....	11
Uniform Style Guide	12
College Uniforms	14
Footwear	15
Uniform Shop – School Locker	16
Mobile Phones and Similar Devices	17
Canteen Payments – no mobile devices.....	17
BYOx (Bring Your Own Device).....	18
BYOx Policy	18
BYOx Onboarding	18
BYOX DEVICE GUIDE	19
BYOx Purchasing Portals.....	20
Stationery Requirements 2026.....	21
Year 7 Stationery Requirements.....	21
Year 8 Stationery Requirements.....	21
Year 9 Stationery Requirements.....	22
Year 10 Stationery Requirements.....	23
Year 11 Stationery Requirements.....	24
Year 12 Stationery Requirements.....	25
Our Cashless College Commitment	26
Student Resource Scheme (SRS)	27
Student Resource Scheme (SRS) Payment Dates	27
Parent Compass Access.....	28
QParents and Online Consent Forms	28
Student Medication	29
Administration of Medication in Schools	29
Action Plans	29
Change of Details	29

COLLEGE CONTACTS

Executive Team		
Principal	Michael Rogers	principal@mangohillssc.eq.edu.au
Deputy Principal (Years 7 and 8)	Amanda Wiebe	awieb3@eq.edu.au
Deputy Principal (Years 9 and 10)	Julie-Anne Byster	jbyst3@eq.edu.au
Deputy Principal (Years 11 and 12)	Carl Brough (Rel)	Cbrou38@eq.edu.au
Business Manager	Karen Grant-Freeman	bm@mangohillssc.eq.edu.au

Heads of Department		
Junior Secondary (Years 7 and 8)	Jonathon Hill	Juniorschooling@mangohillssc.eq.edu.au
Middle Secondary (Years 9 and 10)	Reid Price	Middleschooling@mangohillssc.eq.edu.au
Senior Secondary (Years 11 and 12)	Mel Cooper	Seniorschooling@mangohillssc.eq.edu.au
Humanities	Freyja Hellqvist	fhell8@eq.edu.au
Technologies	Paul Jaffrey	pjaff1@eq.edu.au
Head of Special Education Services	Alexandra Flugge	inclusion@mangohillssc.eq.edu.au
Mathematics	Matt Meredith	mmere13@eq.edu.au
Science	Katrina Meehan	Kmeeh16@eq.edu.au
HPE, Sport	TBC	TBC
The Arts	Elizabeth Rigby	erigb7@eq.edu.au
English & Languages	Nicola Hourigan	nhour3@eq.edu.au

Heads of Year (HOY)		
Year 7	Taylah Derrane	7HOY@mangohillssc.eq.edu.au
Year 8	Christopher Heer	8HOY@mangohillssc.eq.edu.au
Year 9	Lucas Naughton	9HOY@mangohillssc.eq.edu.au
Year 10	Tiana Pittman	10HOY@mangohillssc.eq.edu.au
Year 11	Miranda Slade	11HOY@mangohillssc.eq.edu.au
Year 12	Sydney Campbell	12HOY@mangohillssc.eq.edu.au

The Information provided is correct at the time of publication

Support Staff		
Guidance Officers (Years 8, 10 and 12)	Rose Harris	guidanceofficer@mangohillssc.eq.edu.au
Guidance Officer (Years 7, 9 and 11)	Sarah Threadingham	guidanceofficer@mangohillssc.eq.edu.au
Social Worker (Monday, Tuesday, Wednesday and Thursday)	Peta Saseve	referred by DP or GO only

College Contact Details	
Website	www.mangohillssc.eq.edu.au
Phone	(07) 3817 7555
Address	25 Richard Road, Mango Hill QLD 4509
General Enquiries	admin@mangohillssc.eq.edu.au
Attendance	attendance@mangohillssc.eq.edu.au
Enrolments	enrolments@mangohillssc.eq.edu.au
Finance	accounts@mangohillssc.eq.edu.au
Senior Schooling	seniorschooling@mangohillssc.eq.edu.au

2026 QUEENSLAND TERM DATES

Term 1	Tuesday 27 January to Thursday 2 April
Easter Holidays	
Term 2	Monday 20 April to Friday 26 June
June Holidays	
Term 3	Monday 13 July to Friday 18 September
September Holidays	
Term 4 – Year 12	Tuesday 6 October to Friday 20 November
Term 4 - Years 10 & 11	Tuesday 6 October to Friday 27 November
Term 4 - Years 7, 8 & 9	Tuesday 6 October to Friday 11 December

2026

School calendar

Queensland state schools

DECEMBER 2025	JANUARY	FEBRUARY	MARCH	APRIL
S M T W T F S	S M T W T F S	S M T W T F S	S M T W T F S	S M T W T F S
1 2 3 4 5 6	1 2 3	1 2 3 4 5 6 7	1 2 3 4 5 6 7	1 2 3 4
7 8 9 10 11 12 13	4 5 6 7 8 9 10	8 9 10 11 12 13 14	8 9 10 11 12 13 14	5 6 7 8 9 10 11
14 15 16 17 18 19 20	11 12 13 14 15 16 17	15 16 17 18 19 20 21	15 16 17 18 19 20 21	12 13 14 15 16 17 18
21 22 23 24 25 26 27	18 19 20 21 22 23 24	22 23 24 25 26 27 28	22 23 24 25 26 27 28	19 20 21 22 23 24 25
28 29 30 31	25 26 27 28 29 30 31		29 30 31	26 27 28 29 30
MAY	JUNE	JULY	AUGUST	SEPTEMBER
S M T W T F S	S M T W T F S	S M T W T F S	S M T W T F S	S M T W T F S
31 1 2	1 2 3 4 5 6	1 2 3 4	30 31 1	1 2 3 4 5
3 4 5 6 7 8 9	7 8 9 10 11 12 13	5 6 7 8 9 10 11	2 3 4 5 6 7 8	6 7 8 9 10 11 12
10 11 12 13 14 15 16	14 15 16 17 18 19 20	12 13 14 15 16 17 18	9 10 11 12 13 14 15	13 14 15 16 17 18 19
17 18 19 20 21 22 23	21 22 23 24 25 26 27	19 20 21 22 23 24 25	16 17 18 19 20 21 22	20 21 22 23 24 25 26
24 25 26 27 28 29 30	28 29 30	26 27 28 29 30 31	23 24 25 26 27 28 29	27 28 29 30
OCTOBER	NOVEMBER	DECEMBER	JANUARY 2027	FEBRUARY 2027
S M T W T F S	S M T W T F S	S M T W T F S	S M T W T F S	S M T W T F S
1 2 3	1 2 3 4 5 6 7	1 2 3 4 5	31 1 2	1 2 3 4 5 6
4 5 6 7 8 9 10	8 9 10 11 12 13 14	6 7 8 9 10 11 12	3 4 5 6 7 8 9	7 8 9 10 11 12 13
11 12 13 14 15 16 17	15 16 17 18 19 20 21	13 14 15 16 17 18 19	10 11 12 13 14 15 16	14 15 16 17 18 19 20
18 19 20 21 22 23 24	22 23 24 25 26 27 28	20 21 22 23 24 25 26	17 18 19 20 21 22 23	21 22 23 24 25 26 27
25 26 27 28 29 30 31	29 30	27 28 29 30 31	24 25 26 27 28 29 30	28

- School holidays
 Public holidays
 Staff professional development/student free days
 Part public holiday after 6 pm

There are 195 school days in 2026.

Semester 1, 2026 commences for teachers on 22 January and for students on 27 January.

Staff professional development days

Staff professional development days for teachers are 22 and 23 January, 16 and 17 April and 4 September 2026. Schools are able to decide when they undertake the required hours for professional development for the flexible days, as long as they are on the flexible days, in the school holidays or out of school hours.

Public holidays

Queensland public holidays are set by the Minister for Industrial Relations.

Public holidays for local show days are not shown due to diversity of dates across the state.

Final dates for student attendance

20 November is the final date for Year 12 attendance for receipt of a Senior Statement. 27 November is the final date for student attendance in Years 10 and 11.

Some schools in regional, rural and remote areas will close for the summer holidays on 4 December.

The information in this calendar was correct at the time of publication but may be subject to change.

For more information and the latest version of this calendar, visit

www.education.qld.gov.au

READY SET 2026 CHECKLIST

THIS YEAR (2025)	
<input type="checkbox"/>	Find out about college uniform requirements (including footwear) MHSSC Dress Code . For online orders, fitting bookings and opening hours, please visit - MHSSC Uniform Shop
<input type="checkbox"/>	Note the start dates for 2026 – Please see page 9 for further information
<input type="checkbox"/>	Note college start and finish times (early finish on Thursdays for all students)
<input type="checkbox"/>	Discuss safe travel routes to and from the college including possible bus routes. For bus routes, please visit TransLink Journey Planner (we suggest you do this in January to obtain 2026 timetables)
<input type="checkbox"/>	Make a list of potential purchases required for the start of the school year including a BYOx device and stationery
<input type="checkbox"/>	Learn how you can be involved in the college community (Newsletter, Facebook)
<input type="checkbox"/>	Connect with parents and the College through our official Facebook page – MHSSC Facebook Page
<input type="checkbox"/>	Become familiar with the Student Code of Conduct - MHSSC Code of Conduct
<input type="checkbox"/>	Ensure your child is ready for our cashless systems by creating a bank account or an additional personal card linked to family accounts
<input type="checkbox"/>	Register your payment details through the QKR! App, our preferred payment method - QKR!
<input type="checkbox"/>	Register with QParents for payments and online consent- QParents . If you already have QParents access from a previous state school enrolment, this access carries over to MHSSC. If you do not have QParents, please check your emails (including spam) for an email from noreply@qparents.qld.gov.au with your invitation code. If you cannot locate this email, please advise our friendly office staff when you arrive for your interview.
<input type="checkbox"/>	Save the college phone number to your phone (07) 3817 7555
NEXT YEAR (January 2026)	
<input type="checkbox"/>	Collect college uniform including Day and Sport options
<input type="checkbox"/>	Purchase BYOx device if required
<input type="checkbox"/>	Purchase appropriate footwear MHSSC Dress Code .
<input type="checkbox"/>	Ensure your child has the required stationery, a school bag, water bottle and other required materials
<input type="checkbox"/>	Label EVERYTHING! Including uniform items – Hats and Jackets are a must for labelling!
<input type="checkbox"/>	Practice travelling to and from the college with your child using your decided route
AT HOME	
<input type="checkbox"/>	Talk positively to your child about starting the new school year
<input type="checkbox"/>	Ask them what is exciting about the new school year
<input type="checkbox"/>	Make sure your teen sets up a study space or quiet work area with additional stationery
<input type="checkbox"/>	Organise personal hygiene items in school bags (no aerosols)
<input type="checkbox"/>	Decide on what your child will do before and after school, and what time they need to be home
<input type="checkbox"/>	Discuss personal safety and emergency plans
FIRST DAY	
<input type="checkbox"/>	Help your child set their alarm. Encourage them to be ready on time
<input type="checkbox"/>	Make sure your child is wearing the correct school uniform for the day of the week Monday is compulsory day uniform. Tuesday – Friday students may choose which uniform they wish to wear.

FIRST DAY (Continued)

<input type="checkbox"/>	Ensure your child comes to school with – <ul style="list-style-type: none">• Morning tea and lunch (or cashless payment for canteen)• A single exercise book if in Year 7, or all relevant books as per student timetable on Compass Year 8-12• Writing materials• A school hat (ensure this is labelled)• Water bottle (ensure this is labelled)
--------------------------	---

THE FIRST WEEK

<input type="checkbox"/>	Make copies of your child's timetable
<input type="checkbox"/>	New families – activate your Compass and QParents accounts once the invitation is received from the college
<input type="checkbox"/>	Complete additional permission notes and agreements via QParents
<input type="checkbox"/>	Remind your child to note key dates in the calendar including sports carnivals, homework, assessment and other college events
<input type="checkbox"/>	Contact the college with any concerns or updated details as needed

COLLEGE TIMETABLE



2026 College Timetable

Time	Monday	Tuesday	Wednesday	Thursday	Friday
8.40-8.50	Care Class	Care Class	Care Class	Care Class	Care Class
8.50-10.00	Session 1	Session 1	Session 1	Session 1	Session 1
10.00-11.10	Session 2	Session 2	Session 2	Session 2	Session 2
11.10-11.40	Morning Tea	Morning Tea	Morning Tea	Morning Tea	Morning Tea
11.40-12.50	Session 3	Session 3	Session 3	Session 3	Session 3
12.50-1.20	Lunch	Lunch	Lunch	Students leave at 12.50pm	Lunch
1.20-2.30	Session 4	Session 4	Session 4		Session 4

STUDENT TIMETABLES 2026

Student timetables for 2026 will be provided as follows:

- Students and Parents/Carers will receive an email from the Year Level Deputy Principal with the student's allocated CARE class on Thursday 22nd January 2026.
- Timetables will be published to Compass on Friday 23rd January 2026.

Hard copies of timetables will be issued to newly enrolled students on their first day of school next year. Please note that timetables may be subject to change based on final student enrolment numbers. We recommend checking Compass for any updates at the commencement of the school year. If you have any questions or concerns regarding timetables, please contact the school office.

TRANSLINK SERVICES



IMPORTANT INFORMATION

School routes and times might be changing next year in your area and your students may be affected.

Keep up to date by checking the Translink Journey Planner online by visiting jp.translink.com.au



More information from translink will be available online from 6 January 2025.

Scan QR to access site:



267 Youngs Crossing Road, Joyner QLD 4500 | Ph: (07) 3882 1200

FOLLOW US



www.thompsonbusservices.com.au

OFFICE HOURS

The College Office is open from 8am to 3.30pm on school days. It is closed public holidays, school holidays and student free days unless advertised otherwise.

OPENING HOURS WEEK COMMENCING 19 JANUARY 2026 ONLY

Monday	19 January	CLOSED
Tuesday	20 January	CLOSED
Wednesday	21 January	8.00am – 3.30pm
Thursday	22 January	8.00am – 3.30pm
Friday	23 January	CLOSED from 10.30am for Mandatory Staff Training
Monday	26 January	CLOSED – Public Holiday

FIRST DAY PROCEDURES AND START DATE

Years 7, 9 and 12 will begin the 2026 year on Tuesday 27 January 2026.

- Year 7 are to assemble at the hall at 8.40am.
- Year 9 are to assemble at the PAC at 8.40am.
- Year 12 are to assemble at the science lecture room at 8.40am.

Years 8, 10 and 11 will begin the 2026 year on Wednesday 28 January 2026. The day will begin at 8.40am in the Sports Hall with a Whole of College Assembly.

Year 7 – Day 2 are to assemble outside the canteen at 8:40am.

ATTENDANCE IN JANUARY AND FEBRUARY

If your child/children are attending Mango Hill SSC in 2026 but you will be on holidays or absent for the first couple of weeks, please contact the office to advise of these dates. Much of our funding for the year is based on those students enrolled and attending on Day 8 of school and we are required to have accurate information about all those enrolled at our school at this time.

If you are moving out of the area over the holidays and your child/children will not be attending MHSSC in 2026 please ensure that you have advised the office and returned a completed 'Exit Details Form'.

Please direct all enquires to enrolments@mangohillssc.eq.edu.au

DRESS CODE

RATIONALE

Our College Dress Code is a reflection of the high standards we embrace at MHSSC. Students are expected to make a personal commitment to present themselves well which reflects not only personal pride, but also a positive identity of MHSSC in the community.

The MHSSC Dress Code has been developed through consultation with, and is endorsed by, the school's Parents and Citizens' Association.

The College Dress Code provides clothing that aims to contribute to a safe and supportive teaching and learning environment through:

- ready identification of students and non-students at school
- fostering a sense of belonging
- developing mutual respect among students.

THE COLLEGE UNIFORM

MHSSC has two distinct uniforms - the Day Uniform and the Sport Uniform.

- The Day Uniform is to be worn to and from school by all students on a Monday.
- On all other days, students may choose to wear either the Day Uniform or the Sports Uniform. Please note that the chosen uniform must be worn in its entirety.

College uniforms are not to be altered in any fashion, including but not limited to:

- Cutting and shortening of hemlines
- Rolling up of sleeves and shorts
- Rolling down of skirt tops
- Re-embroidering, replicating, or reproducing the college logo/badges.
To do so is contravening copyright laws and will be pursued by the college.
- Graffiti or writing on uniform items.
- Re-embroidering, replicating, or reproducing the college logo/badges.
To do so is contravening copyright laws and will be pursued by the school.
- Graffiti or writing on uniform items.

NON-COMPLIANCE WITH THE DRESS CODE

- A note from a parent/caregiver must be provided for any infringement of the college uniform, and the student is required to present this a Head of Year in iServices, prior to the commencement of the school day. Students will be issued with an authorised uniform infringement on Compass.
- Students who are out of uniform without explanation are also required to present to a Head of Year in iServices prior to the start of the school day. This will result in an 'unauthorised uniform breach' on Compass. This breach will result in a uniform detention.
- Students who are wearing jewellery beyond what is permitted will be directed, in the first instance, to remove their jewellery. Repeated incidents may result in confiscation of the items, which will be available for collection at the end of the school day.
- Students who are out of uniform may be prevented from participating in any activity that, in the opinion of the principal, is not part of the essential educational program of the college.

UNIFORM STYLE GUIDE

DAY UNIFORM	
MHSSC Shirt/Blouse	The collar must be turned down. Sleeves are not to be rolled up.
MHSSC Skirt	The length of the skirt should not be adjusted. Worn at the waist and the waistline should not be rolled.
MHSSC Slacks/shorts with plain black belt	The length of the shorts is to the top of the knee. The length of the slacks is to the top of the heel at the back. Shorts and trousers must be worn with a plain black belt.
MHSSC Tie (Seniors Only)	Worn by Senior Secondary students with the MHSSC Shirt/Blouse.
Socks	Plain white ankle high socks with shorts or skirts. Socks must be visible above the shoe. Plain navy socks may be worn with the MHSSC Trousers
SPORTS UNIFORM	
MHSSC Sports Shirt	Shirt is not tucked in. Sleeves are not to be rolled up.
MHSSC Sports Short	The length of the shorts should not be adjusted. To be worn at the waist and the waistline should not be rolled.
MHSSC Microfiber Track pants	The hem of the Microfiber track pants should not be rolled. To be worn at the waist and the waistline should not be rolled
Socks	Plain white ankle high socks with shorts or track pants. Socks must be visible above the shoe.
UNIVERSAL ITEMS	
MHSSC Bucket Hat	Students are encouraged to wear the MHSSC hat for all outdoor activities. These hats are compulsory for Sport and HPE. No other hats are permitted to be worn with the college uniform, including to or from school.
MHSSC Fleece Jumper	Sleeves are not to be pulled over the hands. They are to remain in good condition.
MHSSC Softshell Jacket	Sleeves are not to be pulled over the hands. They are to remain in good condition.
MHSSC Microfibre Jacket	Sleeves are not to be pulled over the hands. They are to remain in good condition
Shoes	Black, fully enclosed leather school shoes of substantial construction with a sturdy sole and in good condition. Please refer to the information below regarding footwear.
COLLEGE BAGS	
Students are encouraged to use the MHSSC bag. A sturdy backpack suitable for school is required. Consideration of backpack style that supports the safe storage of iPads is highly recommended	

JEWELLERY AND GROOMING

Students are to be neat and well presented at all times.

Makeup

- Temporary or semi-permanent cosmetic products must be natural in appearance (e.g. makeup etc).

Nails

- Clear nail polish only is permitted
- False/acrylic nails are not permitted. Nails should be trimmed and worn short in consideration of workplace health and safety requirements.

Jewellery

- Jewellery is restricted to a wristwatch, two sets of plain studs (maximum 4mm in diameter) or sleepers in the ears.
- Necklaces need to be of sufficient length that they are not visible. No visible facial piercings are permitted. No other jewellery is permitted.

Hair

- Hairstyles are to be conservative in style.
- Hair must be clean and tidy. Only natural hair colours are acceptable. Bright/unnatural tones including bright streaks, are not permitted.
- Shoulder length or longer hair must be pulled back during lessons where workplace health and safety provisions require it.
- Hair adornments are permitted in the college colours (white, navy, orange, blue).

Tattoos

- Tattoos must be covered by the College uniform

WINTER

- The MHSSC Trousers, MHSSC Microfiber Track pants and MHSSC Softshell Jacket and MHSSC Microfibre Jacket are the only approved winter items at the time of publication of this dress code.
- Undershirts that are visible (at neck, sleeves or hip) are not permitted. Singlets, very short sleeved undershirts or spencers are permitted providing they cannot be seen.
- Scarves, beanies and/or gloves are not permitted.
- Navy tights or stockings are permitted to be worn under the Day Uniform skirt or shorts. Stockings are to be plain (not patterned) and in good condition without laddering or holes.
- Footlet tights or leggings are not permitted.

COLLEGE UNIFORMS

Mango Hill SSC uniforms are available to purchase at The School Locker, North Lakes. Online ordering and Current Opening Hours [MHSSC Uniform Shop](#)













Junior Secondary (Years 7 – 9)	Senior Secondary (Girls) (Year 10 - 12)	Senior Secondary (Boys) (Year 10 - 12)
		
Sports Uniform (Universal)	All Year Levels -Girls	All Year Levels -Boys
		
All Year Levels – Formal shorts (universal)	Softshell Jacket (Universal)	Microfibre Jacket (Universal)
		
Fleecy Jumper (Universal)	Bucket Hat (Universal)	College Bag (Optional)
		

FOOTWEAR

Black, fully enclosed leather school shoes of substantial construction with a sturdy sole and in good condition, must be worn at all times, by all students of the College. The sole of the shoes, and all laces, stitching and hardware of the shoes must be black only. Shoes must have a non-porous upper with a solid toe, and a non-slip rubber sole.

Decision making regarding permitted footwear to be worn with both the Day Uniform and Sports Uniform is reflective of the workplace health and safety requirements of the curriculum in Years 7-10. Students not meeting this minimum requirement may be unable to participate in curriculum such as Science, Technology, including Materials and Technologies Specialisations and Food Specialisations.

The following table outlines examples of permitted footwear at the college, and footwear which are not acceptable.

Acceptable			Unacceptable		
					
					

UNACCEPTABLE FOOTWEAR INCLUDES -

- any type of ankle boot or high-top shoes including basketball style boots
- skate shoes, including leather versions of Converse, Vans, or other brand skate shoes.
- slippers, ballet flats, Mary-Janes
- platform shoes or shoes with heels greater than 3cm
- sandals or thongs
- canvas, suede, or cloth shoes (including Dunlop volleys, Converse, or Vans)
- sneakers/joggers with mesh sections (excluding the tongue of the shoe).
- slip on shoes / zip-up shoes.
- shoes with graffiti/decoration
- shoes with white or coloured stitching, laces or logos.

School Locker North Lakes

The last day of trade for your campus uniform shop is Thursday 11 December. Uniforms continue to be available from School Locker North Lakes.

Store trading hours:

Monday to Friday 8:30am - 5:00pm
Saturday 9:00am - 3:00pm

Online Uniform Shop

Prefer to shop for school uniforms from the comfort of your own home?

The online uniform shop is also a one-stop-shop for your uniforms and student resources. Scan the code below to view your online school uniform shop.

A size chart and a link to our 'Find Your Size' video has been included on the website to help you select the correct fit for your student.

Your online orders can be home delivered or choose to click-and-collect from the School Locker North Lakes.

North Lakes.

Enjoy Stress-Free School Shopping

School Locker North Lakes takes the stress out of school shopping by offering everything students need in one place. From uniforms and school shoes to stationery, technology, sports gear, and musical instruments — it's all here under one roof.

Why shop in-store?

- Open 6 days a week — including school holidays
- Convenient location close to other retailers
- Ample free parking
- Spacious fitting rooms
- Friendly, trained staff to help with uniform fitting and selection
- Flexible payment options including interest-free and buy now, pay later
- Price Match Guarantee on every product
- Size Fit Guarantee on uniforms and footwear

Back to School 2026 Additional Trading Hours

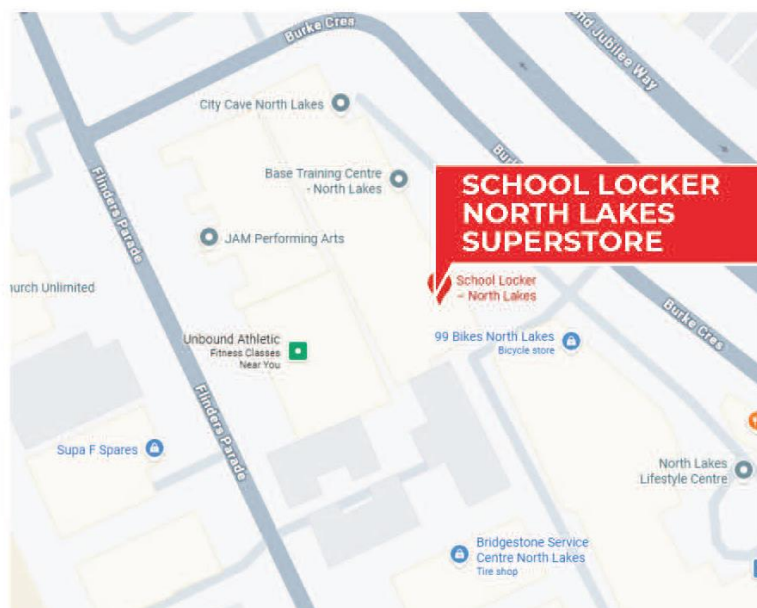
North Lakes Super Store

Visit - 4-6 Burke Crescent North Lakes QLD 4509
Email - service@theschoollocker.com.au

North Lakes Super Store Back to School Extended Trade

**From Thursday the 8th January
to Saturday 25th January**

Sunday	10:00am - 2:00pm
Monday	8:30am - 5:00pm
Tuesday	8:30am - 5:00pm
Wednesday	8:30am - 5:00pm
Thursday	8:30am - 7:00pm
Friday	8:30am - 5:00pm
Saturday	9:00am - 3:00pm



MOBILE PHONES AND SIMILAR DEVICES

All Queensland state school students have their mobile phones switched off and 'away for the day'.

'Away for the day' will support our college to maintain a strong focus on educational achievement, and student wellbeing and engagement by:

- providing optimal learning and teaching environments
- encouraging increased face-to-face social interactions between students
- promoting the health and wellbeing of students through increased physical activity at break times
- reducing the potential for students to be exposed to the negative impacts of the digital world, resulting from unsafe or inappropriate technology use.



Under the new policy, mobile devices (including mobile phones and air pods/earphones) will need to be off and away in student's bags from the moment they enter the College grounds in the morning. Once students leave the campus at the end of the day, they are permitted to access their mobile phone.

There will be instances where students need their mobile phone for health reasons. If your child/ren needs to access their mobile phone during the day for medical purposes, please contact the relevant Head of Year to obtain a technologies exemption form at the start of 2026 (in some cases a medical certificate will be required).

Students will not be permitted to access their mobile device for any reason (smart watches will need to have notifications turned off). Students who fail to comply with these new policies will be referred to the relevant Head of Year and further consequences will be applied in line with the college's Student Code of Conduct.

We appreciate your support of this policy and ask you to consider how you can contribute to its success. For example, if you need to reach your child with a non-urgent message it could be emailed instead of texted or texted after 2.30pm. You could encourage your child to leave their mobile phone at home on days when you know they will not require a phone, should you be comfortable with this arrangement. As always, please contact the college administration if you need to reach your child urgently.

For more information and frequently asked questions, visit the department's website [here](#) or contact the college via admin@mangohillssc.eq.edu.au

CANTEEN PAYMENTS – MOBILE DEVICES

Following a successful trial in 2025, students are able to use their mobile device for payment at the college canteen **only**.

Students will be permitted to turn on their mobile devices upon entering the canteen, make their payment, and then show a teacher that their phone is off before leaving. Alternative payment methods are still available, including payment by debit card (there are a number of Visa and Mastercard debit cards that are suitable for children and teens), or parents can order online through the QKR! app for prepayment and pick-up orders.

BYOX (BRING YOUR OWN DEVICE)

BYOX POLICY

At Mango Hill State Secondary College, we utilise BYOX devices to enhance the learning in all of our classrooms. The College's pedagogy and curriculum is specifically designed to facilitate deeper engagement in the learning process, access higher order thinking skills and accelerate student-driven learning. Access our website for Information about our [BYOX program and expectations](#)

BYOX ONBOARDING

To be eligible to bring a BYOX device to MHSSC, students must complete a Third-Party Online Consent for 2026 which includes agreement with the MHSSC BYOX Expectations. This consent form will be issued in QParents the week prior to school returning.

On-boarding processes are different for each year level and dependent on device and enrolment status. Below is the schedule for when students can bring their device to school and the on-boarding steps that must be completed prior to returning in the new year.

EXISTING STUDENTS

Year Level	Device Type	Devices on Campus from...	Onboarding processes
Year 12	Laptop	Day 1 27 January, 2026	<ul style="list-style-type: none">Students issued with new network password at the end of 2025.Password used to support onboarding process for students completed at home (if required)Support available at iServices in Week 1
Year 11	Laptop	Day 2 28 January, 2026	<ul style="list-style-type: none">Students issued with new network password at the end of 2025.Password used to support onboarding process for students completed at home (if required)Support available at iServices in Week 1
Year 10	Laptop	Day 2 28 January, 2026	<ul style="list-style-type: none">Students issued with new network password at the end of 2025.Password used to support onboarding process for students completed at home (if required)Support available at iServices in Week 1
Year 9	iPad	Day 1 27 January, 2026	<ul style="list-style-type: none">Students issued with new network password at the end of 2025.Password used to support onboarding process for students completed at home (if required)Support available at iServices in Week 2

Year 8	iPad	Day 2 28 January, 2026	<ul style="list-style-type: none"> Students issued with new network password at the end of 2025. Password used to support onboarding process for students completed at home (if required) Support available at iServices in Week 2
Year 7	iPad	From Week 2 (2 February), Schedule released in 2026	<ul style="list-style-type: none"> Students issued with new network password on return to College in Week 1, 2026 Onboarding process completed under supervision in iServices in Week 2

NEW STUDENTS – YEARS 7-12

For new students to the College in Year 8 – 12 at Week 1 of 2026, onboarding support will be provided from **Wednesday of Week 1, 28 January**, in iServices at first and second lunch break. It is recommended that newly enrolled students in Years 8 – 12 do not bring a device until this day.

For new students to the College in Year 7 – 12 throughout 2026, onboarding support will be provided in iServices at first and second lunch break.

Further information and how-to guides regarding the on-boarding process are located on our college [website](#)

BYOX DEVICE GUIDE

We've simplified the process for parents / caregivers when choosing a BYOx device for your child. Please review our minimum device specifications to ensure that the iPad or laptop you choose will be adequate for your child to use for several years to come. The cheapest devices to buy may not be the most economical over the life of the laptop (usually minimum 3 years depending on individual use). Consider included components, technical support, warranty and accidental damage arrangements. Upgraded laptop specifications will generally provide better performance over a longer period of time, depending on individual usage.

In order to use a BYOx device at the College there are also a number of apps and software that must be maintained by the parent/carers and/or student. Technical specifications, recommended accessories as well as required software and apps can be found on our [website](#)

Junior BYOx (Year 7 – 9) iPad	Senior BYOx (Year 10– 12) Laptop
	

BYOX PURCHASING PORTALS



unlock their potential.



To assist in the purchase of devices, the College utilises purchasing portals, School Locker, Officeworks, and JB Hi-Fi have constructed online purchasing portals that supply devices and software with educational discounts. Compulsory and highly recommended accessories are also available through these purchase portals.

Please note that the below online purchasing portals must be utilised for additional discounts and support. In-store purchases can be made; however, costings may differ.

Note: The College is not involved in the private transaction between parents and the vendors listed below.

Apple also provides in store and online support for all Apple products, regardless of where they are purchased. You can find out more information about Apple Support and Apple Care Products at [Apple Support](#)



<https://byod.jbhifi.education/>

School Code : **MANGOBYOD2025**



unlock their potential.

<https://theschoollocker.com.au/schools/mango-hill-state-secondary-college/technology>

Then 'Create an Account' to access the portal.

STATIONERY REQUIREMENTS 2026

The following general stationery items are required to be provided by parent / carer and are NOT included in the SRS.

YEAR 7 STATIONERY REQUIREMENTS

Stationery Item	Quantity
HB Lead Pencil	4
Plastic Clear Ruler (30 cm)	1
Sharpener	1
Eraser	1
Coloured Pencils (<i>Pack of 24</i>)	1
Highlighters (<i>Pack of 5</i>)	1
Blue Pen	1
Red Pen	1
Black Pen	1
Glue Stick (<i>40g</i>)	1
Scissors (<i>200mm steel with plastic handle</i>)	1
Scientific Calculator (<i>Casio-fx82au-plus-ii-2nd-edition-scientific-calculator</i>)	1
Headphones Stereo Deluxe Lightweight with Volume Control (<i>students are required to have headphones for NAPLAN in Year 7/9. Headphones will not be provided by the College</i>)	1
Exercise Book A4 96 pages (<i>One exercise book each for English, Mathematics, Science, Humanities, Italian, Health and Physical Education, The Arts, Technology, and LYF</i>)	9

* Replacements may be required during the year

YEAR 8 STATIONERY REQUIREMENTS

Stationery Item	Quantity
HB Lead Pencil	4
Plastic Clear Ruler (30 cm)	1
Sharpener	1
Eraser	1
Coloured Pencils (<i>Pack of 24</i>)	1
Highlighters (<i>Pack of 5</i>)	1
Blue Pen	1
Red Pen	1
Black Pen	1
Glue Stick (<i>40g</i>)	1
Scissors (<i>200mm steel with plastic handle</i>)	1
Scientific Calculator (<i>Casio-fx82au-plus-ii-2nd-edition-scientific-calculator</i>)	1
Headphones Stereo Deluxe Lightweight with Volume Control	1
Exercise Book A4 96 pages (<i>One exercise book each for English, Mathematics, Science, Humanities, Italian, Health and Physical Education, The Arts, Technology, and LYF</i>)	9

* Replacements may be required during the year

** Students who already have a scientific calculator for school that they have been using in previous years are not expected to purchase a new calculator. Students are able to continue to use the (TI 30XB multi view).

YEAR 9 STATIONERY REQUIREMENTS

Stationery Item	Quantity
HB Lead Pencil	4
Plastic Clear Ruler (30 cm)	1
Sharpener	1
Eraser	1
Coloured Pencils (<i>Pack of 24</i>)	1
Highlighters (<i>Pack of 5</i>)	1
Blue Pen	1
Red Pen	1
Black Pen	1
Glue Stick (<i>40g</i>)	1
Scissors (<i>200mm steel with plastic handle</i>)	1
Scientific Calculator (<i>Casio-fx82au-plus-ii-2nd-edition-scientific-calculator</i>)	1
Headphones Stereo Deluxe Lightweight with Volume Control (<i>students are required to have headphones for NAPLAN in Year 7/9. Headphones will not be provided by the College</i>)	1
Exercise Book A4 96 pages (<i>One exercise book each for English, Mathematics, Science, History, HPE and LYF</i>)	6
Elective Subjects (Students select four Elective Subjects to study in 2026)	
Exercise Book A4 96 pages (<i>One exercise book is required for each Elective Subject</i>)	4
The following elective subjects require additional items	
Digital Technologies (<i>If selected</i>)	
USB Memory Stick – 8GM Minimum	1
Media (<i>If selected</i>)	
USB Memory Stick- 32 GM	1
SD Card – 8GB	1

*Replacements may be required during the year

** Students who already have a scientific calculator for school that they have been using in previous years are not expected to purchase a new calculator. Students are able to continue to use the (TI 30XB multi view).

YEAR 10 STATIONERY REQUIREMENTS

Stationery Item	Quantity
HB Lead Pencil	4
Plastic Clear Ruler (30 cm)	1
Sharpener	1
Eraser	1
Coloured Pencils (<i>Pack of 24</i>)	1
Highlighters (<i>Pack of 5</i>)	1
Blue Pen	1
Red Pen	1
Black Pen	1
Glue Stick (<i>40g</i>)	1
Scissors (<i>200mm steel with plastic handle</i>)	1
Scientific Calculator (<i>Casio-fx82au-plus-ii-2nd-edition-scientific-calculator</i>)	1
Headphones Stereo Deluxe Lightweight with Volume Control	1
Exercise Book A4 96 pages (<i>One exercise book each for English, Mathematics and LYF</i>)	3
Elective Subjects (Students select four Elective Subjects to study in 2026)	
Exercise Book A4 96 pages (<i>One exercise book each Elective Subject</i>)	4
Dance (<i>if selected</i>)	
32GB USB	1
Wireless Headphones (<i>It is Recommended that one pair of headphones purchased as part of stationery requirements that meet these criteria if studying Dance</i>)	1
Black full-length leggings and black shirt.	1 Set
Digital Technology (<i>if selected</i>)	
8GB USB	1
Drama (<i>if selected</i>)	
Loose fitting black shirt with sleeves; ankle length black pants / tights.	1 Set
Music (<i>if selected</i>)	
Wired headphones (<i>With 3.5mm stereo connection for use with keyboards, iPads & other playback devices. It is Recommended that one pair of headphones purchased as part of stationery requirements that meet these criteria if studying Music</i>).	1
Visual Arts (<i>if selected</i>)	
0.5mm Black Fine Liners	2
32GB USB	1
Mouse (optional purchase to support digital editing)	1
2B pencil	1
4B pencil	1

*Replacements may be required during the year

** Students who already have a scientific calculator for school that they have been using in previous years are not expected to purchase a new calculator. Students are able to continue to use the (TI 30XB multi view).

YEAR 11 STATIONERY REQUIREMENTS

Stationery Item	Quantity
HB Lead Pencil	4
Plastic Clear Ruler (30 cm)	1
Sharpener	1
Eraser	1
Coloured Pencils (<i>Pack of 24</i>)	1
Highlighters (<i>Pack of 5</i>)	1
Blue Pen	1
Red Pen	1
Black Pen	1
Glue Stick (<i>40g</i>)	1
Scissors (<i>200mm steel with plastic handle</i>)	1
Scientific Calculator (<i>Casio-fx82au-plus-ii-2nd-edition-scientific-calculator</i>)	1
Headphones Stereo Deluxe Lightweight with Volume Control	1
Subjects	
Exercise Book A4 96 pages (<i>One exercise book each for subject</i>)	6
Digital Technology (<i>if selected</i>)	
8GB USB	1
Drama (<i>if selected</i>)	
Loose fitting black shirt with sleeves; ankle length black pants / tights.	1 Set
Visual Arts (<i>if selected</i>)	
0.5mm Black Fine Liners	2
32GB USB	1
Mouse (optional purchase to support digital editing)	1
2B pencil	1
4B pencil	1

*Replacements may be required during the year

** Students who already have a scientific calculator for school that they have been using in previous years are not expected to purchase a new calculator. Students are able to continue to use the (TI 30XB multi view).

YEAR 12 STATIONERY REQUIREMENTS

Stationery Item	Quantity
HB Lead Pencil	4
Plastic Clear Ruler (30 cm)	1
Sharpener	1
Eraser	1
Coloured Pencils (<i>Pack of 24</i>)	1
Highlighters (<i>Pack of 5</i>)	1
Blue Pen	1
Red Pen	1
Black Pen	1
Glue Stick (<i>40g</i>)	1
Scissors (<i>200mm steel with plastic handle</i>)	1
Scientific Calculator (<i>Casio-fx82au-plus-ii-2nd-edition-scientific-calculator</i>)	1
Headphones Stereo Deluxe Lightweight with Volume Control	1
Subjects	
Exercise Book A4 96 pages (<i>One exercise book each for subject</i>)	6
Digital Technology (<i>if selected</i>)	
8GB USB	1
Drama (<i>if selected</i>)	
Loose fitting black shirt with sleeves; ankle length black pants / tights.	1 Set
Visual Arts (<i>if selected</i>)	
0.5mm Black Fine Liners	2
32GB USB	1
Mouse (optional purchase to support digital editing)	1
2B pencil	1
4B pencil	1

*Replacements may be required during the year

** Students who already have a scientific calculator for school that they have been using in previous years are not expected to purchase a new calculator. Students are able to continue to use the (TI 30XB multi view).

OUR CASHLESS COLLEGE COMMITMENT

Mango Hill State Secondary College has committed to a cashless school payment system. Our uniform shop, canteen and office payments for school events will all occur in a cashless system.

Please note that students can use their Mobile Phone or similar device for payments in 2026 for canteen purchases.

The College offers several payment options to pay fees and charges including the following:

QKR!



The uniform shop, canteen and office payments for school activities, camps and excursions can use a mobile app called QKR! (pronounced 'quicker') which enables consumers to order and pay for goods and services directly from their smart device.

QKR! Accepts all major credit and debit cards accepted by the college (Visa and MasterCard) and you can register more than one card within the app. The QKR! App is available from the Apple App store and Google Play. If using an iPad, you can download the iPhone version of QKR! or go to the online site at QKR!

QPARENTS



QParents is a complimentary mobile application accessible for download on your preferred app store. The College designates one parent/carer to receive a QParents Access Code during enrolment. If you have not yet received your code, kindly get in touch with the college enrolments officer at enrolments@mangohillssc.eq.edu.au.

BPOINT



Payments for school fees including Student Resource Scheme (SRS), excursions and camps will be invoiced and can be paid via BPOINT. Parents are encouraged to use this simple and convenient pay point for direct payment of school-based invoices by using the BPOINT code aligned with specific invoices and by accessing the BPOINT portal.

BPOINT over the phone - 1300 631 073 (phone payments are not accepted over the phone directly to the College)

CENTREPAY (CENTRELINK / PAYMENT PLAN)



For inquiries regarding Centrepay and Payment Plans, please reach out to the Finance Department at accounts@mangohillssc.eq.edu.au



EFTPOS payments (Credit or Debit cards only - NO CASH) can be processed at the College administration building during regular business hours, Monday to Friday (8:00 am - 3:00 pm).

On-campus payments can be conveniently made through EFTPOS. Students are advised to possess their own key card for EFTPOS transactions. It's important to be aware that several financial institutions have limitations on opening individual accounts for children below the age of 13. Before this age, a parent or guardian must initiate the account on behalf of the child, and the same restrictions apply to the issuance of key cards.

STUDENT RESOURCE SCHEME (SRS)

To view details about the Student Resource Scheme (SRS) fees, including an overview and fees specific to each year level, kindly visit - [MHSSC 2025 Student Resource Scheme](#)

STUDENT RESOURCE SCHEME (SRS) PAYMENT DATES



2026 SRS Fees Key Payment Dates

Due Date	Amount Due	Paying by Instalments
Year 7	\$200.00	\$100.00 due Thurs 2/4/2026 \$50.00 due Fri 26/6/2026 \$50.00 due Fri 18/9/2026
Year 8	\$200.00	\$100.00 due Thurs 2/4/2026 \$50.00 due Fri 26/6/2026 \$50.00 due Fri 18/9/2026
Year 9	\$240.00	\$100.00 due Thurs 2/4/2026 \$70.00 due Fri 26/6/2026 \$70.00 due Fri 18/9/2026
Year 10	\$180.00	\$100.00 due Thurs 2/4/2026 \$40.00 due Fri 26/6/2026 \$40.00 due Fri 18/9/2026
Year 11	\$150.00	\$100.00 due Thurs 2/4/2026 \$25.00 due Fri 26/6/2026 \$25.00 due Fri 18/9/2026
Year 12	\$150.00	\$100.00 due Thurs 2/4/2026 \$25.00 due Fri 26/6/2026 \$25.00 due Fri 18/9/2026
Elective Subject Fees Year 10, 11 and 12	Please refer to separate table for Elective Fees and due dates	

PARENT COMPASS ACCESS



Compass is a school management solution that allows parents and carers to access up-to-date and meaningful information about your school and your child's progress. Compass includes many different features, including the ability to:

- Monitor your child's attendance and enter an explanation for absence or lateness.
- Communicate with your child's teachers and update your family contact details.
- View your child's timetable and the school calendar.
- Monitor your child's homework and assessment tasks.
- Download and view your child's academic reports.
- Book parent-teacher conference

Upon submitting 100 points of identification during the enrolment process (if not completed, please consult the enrolment officer), an email invitation for the Compass education platform will be sent to you. The email will contain a temporary password that must be changed during your first login to the application. (Please ensure to check your spam or junk folder.) We recommend referring to the guide below and utilizing the Compass application throughout your student's enrolment at Mango Hill State Secondary College. [Compass Parent Guide](#)

QPARENTS AND ONLINE CONSENT FORMS



QParents is an easily navigable portal accessible through either a dedicated app or a web browser, offering parents a secure online platform to access information related to their child's education in the state schooling system. If you've had prior access to QParents due to previous school enrolments or siblings attending other schools, your access will automatically extend to Mango Hill State Secondary College once your student is actively enrolled.

For those who do not possess an existing QParents account, the school will nominate parents within a week of their student starting at the college. Subsequently, registration with QParents will be necessary to gain portal access. Additional details on the registration process can be found in the ['Registering for QParents'](#) section.

Mango Hill State Secondary College utilizes QParents in a unique manner compared to most schools. The portal allows online completion of consent forms, including those for excursions. Additionally, parents assigned financial responsibility for the student in OneSchool will find payment information and the ability to make payments directly within the QParents platform. Some features commonly used at other schools may be inactive, as these functionalities are integrated into our Compass Parent Portal.

To discover additional information, please visit the [QParents](#) website

STUDENT MEDICATION

ADMINISTRATION OF MEDICATION IN SCHOOLS

If your child requires medication during school hours in 2026, there are specific labelling and paperwork requirements. To obtain the necessary paperwork, please send an email with your child's name to admin@mangohillssc.eq.edu.au. Our friendly office staff will then provide you with the required documents.

It's important to note that schools can only accept and administer medication that:

- Has been prescribed by a qualified medical practitioner (e.g., Doctor, dentist)
- Is in its original container/packaging with an attached pharmacy label containing the child's name, dosage, directions, and prescribing medical practitioner details.

Once the paperwork is completed, you are invited to bring it along with the medication to administration on Thursday, January 22, 2026, from 8:30 am to 3:30 pm. Alternatively, you can do so from 8:30 am on the first day of school on Tuesday, January 27, 2026.

For any further information or questions, please feel free to contact us at (07) 3817 7555 or via email at admin@mangohillssc.eq.edu.au.

ACTION PLANS

If your child has a medical condition such as Diabetes, Anaphylaxis, Asthma, or Epilepsy that necessitates an Action Plan, it is mandatory to provide the College with a CURRENT Action Plan prepared by a medical practitioner before the commencement of the school year in 2026. Additionally, consent forms for administering medication at school are also required.

Should you need a consent form, kindly send an email with your child's name to admin@mangohillssc.eq.edu.au, and our courteous office staff will promptly email you the necessary form for completion.

For further information or if you have any questions, please do not hesitate to contact us at (07) 3817 7555 or via email at admin@mangohillssc.eq.edu.au.

CHANGE OF DETAILS

If there are any changes to your personal contact details or emergency contacts while your child is enrolled at the college, kindly get in touch with our administration team. They will be happy to assist you in completing the necessary paperwork.